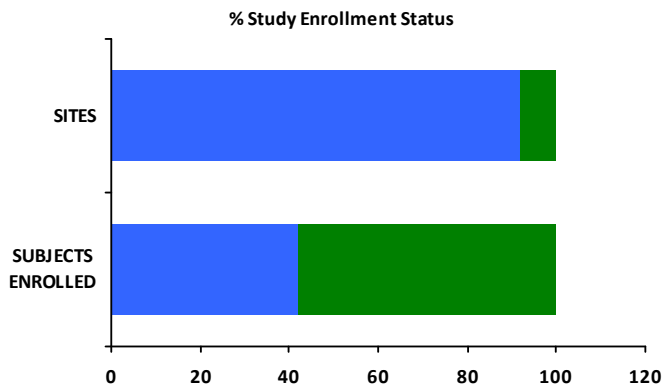


PROJECT DASHBOARD

RESULTS THAT MATTER.

EUROFINS STUDY NUMBER: 12115XX012
 PROTOCOL NUMBER: ABC TEST 001
 CLINICAL TRIAL MANAGER: ISAAC NEWTON
 EUROFINS PROJECT MANAGER: JAMES WATSON
 EUROFINS SETUP MANAGER: THOMAS EDISON
 % TOTAL EXPECTED ORDERS COMPLETED 11.3%
 LAST ACTIVITY 08-Mar-17
 REPORT DATE: 09-Mar-17







	PLANNED	ACTUAL	DAYS VAR
FPFV	18-Jan-16	29-Jan-16	12
LPLV	18-Mar-18		
DATABASE LOCK	15-Apr-18		



STUDY ENROLLMENT

CATEGORY	ACTUAL	EXPECTED	PROGRESS
SITES	23	25	92.00%
SUBJECTS ENROLL	123	291	42.27%

KPI SUMMARY TABLE

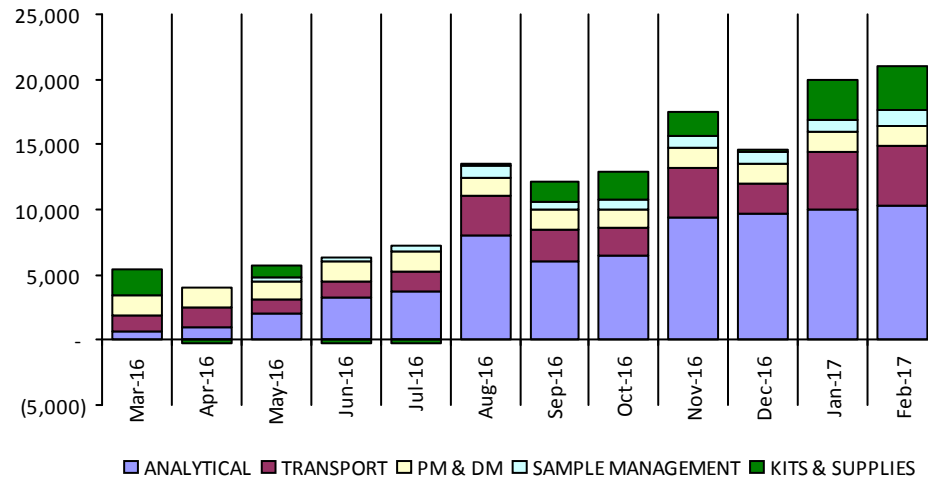
Overall Study Status			
			
Key Performance Indicator		Value	Unit
	% Query Rate	8.1	%
	Kits Expired Unused	13.3	%
	Queries Remaining Open	1	Queries
	Query Resolution Time	0.9	Days
	Budget Status		

Project Financials

Budget Status



12 Month Invoice History



CURRENT BUDGET STATUS

QUOTE # Q150323 Amd2 v4

BUDGET_BUCKET	BUDGET	SPEND TO DATE	BUDGET TO BURN	OVERSPEND	%SPEND	CUR
ANALYTICAL	161,628	71,162	90,466	0	44%	USD
KITS & SUPPLIES	42,307	25,305	17,002	0	60%	USD
PM & DM	35,950	33,050	2,900	0	92%	USD
TRANSPORT	57,653	33,363	24,290	0	58%	USD
SAMPLE MANAGEME	38,725	7,555	31,171	0	20%	USD
TOTAL BUDGET	336,263	170,435	165,828	0	51%	USD

Project Sample Management Activity

SAMPLE STORAGE ACTIVITY

SAMPLE TYPE	PLANNED	AT SITE	TO COLLECT	AT ECL	SHIPPED	NO RECORD
PK	1,230	254	30	414	532	0
PK - BU	1,230	324	30	382	404	90

Planned = Total number of samples once all currently enrolled patients complete all visits

At Site = Samples recorded as being present at site and not shipped to ECL (EzRF studies only)

To Collect = Number of samples remaining to be collected at future visits for currently enrolled patients

At ECL = Number of samples ECL currently have in storage

Shipped = Number of samples ECL have forwarded to client referral laboratory

Not Rec Yet = Number of samples estimated to be at site and have not been shipped to ECL.

At >20% not received the field will be colored red

Sample Integrity

SAMPLES RECEIVED/PENDING

SAMPLES EXPECTED TO DATE:	4,203
SAMPLES RECEIVED TO DATE:	1,849
SAMPLES RECEIVED TO DATE:	44.0%

ALL SAMPLES RECEIVED

CODE	REASON	INVALID	% INVALID
C	Insufficient Sample	6	0.32
B	No Sample Received	55	2.97
A	Sample Clotted	2	0.11
R	Sample is Hemolysed	49	2.65
S	Sample is Lipaemic	1	0.05
N	Sample Perished	2	0.11
F	Sample Received Ambient	7	0.38
H	Sample Received Defrosted	69	3.73
I	Sample Received Frozen	1	0.05
J	Too Old To Test	14	0.76

SAMPLES RECIEVED LAST 30 DAYS

CODE	REASON	INVALID	% INVALID
B	No Sample Received	5	0.27
R	Sample is Hemolysed	2	0.11
F	Sample Received Ambient	2	0.11
I	Sample Received Frozen	1	0.05

SAMPLES RECIEVED LAST 60 TO 90 DAYS

CODE	REASON	INVALID	% INVALID
B	No Sample Received	6	0.32
R	Sample is Hemolysed	10	0.54
F	Sample Received Ambient	3	0.16
H	Sample Received Defrosted	26	1.41

SAMPLES RECIEVED LAST 30 TO 60 DAYS

CODE	REASON	INVALID	% INVALID
C	Insufficient Sample	3	0.16
B	No Sample Received	12	0.65
R	Sample is Hemolysed	7	0.38
N	Sample Perished	1	0.05
J	Too Old To Test	3	0.16

Project Supplies and Kit Usage



Kits Expired Unused

KIT SUPPLY ACTIVITY

KIT	KITS SHIPPED	KITS AT SITE	USED	EXPIRED	EXP < 6wks
Kit A	826	221	414	191	12
Kit AC	440	186	103	151	15
Kit B	659	231	205	223	9
Kit C	2	0	0	2	0
Kit D	2	0	0	2	0

Kit is flagged red where >10% of kits have been shipped and have expired unused at the site

Sites With Kits Expiring

SITE #	KIT DESCRIPTION	# KITS
17	Kit AC	6
19	Kit A	2
21	Kit A	10
21	Kit B	9
25	Kit AC	4
27	Kit AC	4

Project Site Query Activity

Reasons to Query Site

SITE #	PATIENT DEMOGS	SAMPLE DEMOGS	SAMPLE ISSUES	ORDERS RECEIVED
04	5		3	162
05	3	2	2	71
07	5		6	135
08	3	3		92
09		3		48
10	6	4	1	65
12	3	4		87
14	17	8	5	153
15	25	3	1	129
16		1	1	25
18	5			137
19		5		289
21	1			44
22		2		59
23	4			112
24	2			96
27		6	3	59
28	5	3	1	70

Sites are flagged red if the number of queries is >10% of the total orders received from that site



% Query Rate



Queries Remaining Open



Query Resolution Time

Project Open Site Queries

CURRENTLY OPEN QUERIES

CENTER	STATUS	SUBJECT_ID	VISIT	SAMPLE_TYPE	ORDERNR	COLLECTIONDATE	REASONCODE	EMAILID
14	Escalated				1270716059	12-JAN-2017	Visit Code (Duplicate)	klyons@relaromedical.com, jagdeep.bhuta

KPI TARGETS

KPI	TIER I	TIER II	TIER III	TIER IV	MCC METRIC
Budget Status		-	-		
TAT Last 30 Days	95	85 - 95	80 - 85	80	95
Overall TAT	95	85 - 95	80 - 85	80	95
% Query Rate	5	10 - 5	15 - 10	15	10
Kits Expired Unused	5	10 - 5	15 - 10	15	N/A
Queries Remaining Open	0	10 - 0	20 - 10	20	N/A
Reportable Results	98.5	95 - 98.5	92.5 - 95	92.5	95
Query Resolution Time	3	5 - 3	7 - 5	7	3.8

Gold: Measured performance exceeds the target in Tier I

Silver: Measured performance falls within the parameters of Tier II

Bronze: Measured performance falls within the parameters of Tier III

Red: Measured performance does not reach the level of Tier IV

DISCLAIMER

The Project Dashboard is provided as a management tool to provide oversight to the status of the various elements of the project as managed by Eurofins Central Laboratory. The data contained within these reports is a reflection of the Eurofins databases at the time of status report generation and the latest Laboratory activity, which is shown on page 1. Eurofins will use best endeavors to ensure that all data is as accurate and as up to date as possible, however very recent activity may not be wholly reflected in each report tab. At no time will clinical data be shown in these reports, with the exception of Alert reports issued and Exclusionary Flags recorded where appropriate. In such cases the result itself will not be shown, only that an exception report has been issued. Further no patient identifiers, except for Site & Patient number, where required for tracking purposes, will be shown.

During an ongoing study the databases are subject to continual change, cleaning, and updates. Eurofins Central Laboratory warrants no responsibility for any strategic or protocol amendments that are deemed necessary by the client, based solely or in part on the information presented here.

Ver: 13.0

T5 Dashboard